



Site Information

About Polyapes



Campsite

With sixteen camping sites across approx. 30 acres Polyapes has locations suitable for groups, both large and small. Two buildings provide you with options to run a camp supported by an indoor space for accommodation, catering, or storage, we also have 2 holiday buses giving another 34 beds.



Activities

Over twenty-five engaging activities can enhance your program. Our self-led activities are run by your own group, or our qualified instructors lead our range and Radio Control car activities. Talk to us if you're interested in volunteering opportunities.

Site Rules



Do not drive in or on the fields

Unloading must take place in the car park. You are not permitted to drive onto your site, or onto any of our camping areas.

Speak to the duty manager regarding the closest drop-off point possible for heavy equipment. It may be possible to temporarily unload from our access track.



All-Quiet: 10:30pm to 7am

Noise outside of these hours must be kept to an absolute minimum to not disturb others.



Dogs

Well behaved dogs are allowed on site with prior agreement from the site manager. Please ensure parents dropping off or collecting young people do not bring dogs with them when walking around site.



Respectful and safe behaviour

Your group must be respectful to others on site, and to campsite facilities:

- Do not disturb other groups or walk through their camping space.
- Monitor the behaviour of young persons.
- Be mindful that even well-behaved groups have found humour in deliberately making a mess.



Clean as you go – Double check as you depart

Rubbish will get dropped accidentally – *sometimes deliberately*. Regular sweeps for rubbish around your pitch will help keep things tidy. Groups staying with us on expeditions may require additional monitoring to ensure that rubbish is disposed of correctly and not abandoned across the site or in the toilets – *Unfortunately a common occurrence*.



FAQs : Are we allowed to?

There is a page of frequently asked questions at the end of this document.

Arrival Process



Step 1 : Check your travel route

Cars, minibuses, vans and trailers are fine – we do not have access for coaches. **Do not attempt to travel by coach without first arranging with us.**

Those hiking to site are able to enter through the back gate, please let us know beforehand so we can make sure it is unlocked.



Step 2 : Park considerately

Park *End-in* to the space. Do not block gates. Assist parents to park considerately during drop-off and collection times, please do not stop cars entering the car park.



Step 3 : Check-In

You must check-in with us upon arrival. Reception is often staffed 9am to 5pm. Call **01372 842 880** to speak to the duty manager if reception is closed.



Step 3 : Verify where you're camping

The invoice you have been emailed will contain your camping location – *While rare - This may change before arrival.*



Step 4 : Do not drive into the woodland or on the field



You are not permitted to drive to your site, or to any of our camping areas.



It may be possible to pre-book a tow for your trailer.



Step 5 : Unload using equipment trolleys

You should park in our car park and unload using our trolleys.

Setting Up Camp



Camp Layout

Field and woodland sites allow flexibility in the camp layout. Ensure you do not block paths and emergency vehicle access to sites. Most pitches, the treeline marks the boundary of your camping area, if in doubt please check with the service crew or duty warden/manager – please be considerate to your neighbours if making use of adjoining tree lines.



Hazard Marked Trees

Trees marked with a red and white band of hazard tape have been identified as having dead wood at height. These trees are being managed by our team and external contractors and will be having this dead wood removed. Under no circumstances should you pitch your camp under the canopy of such marked trees.



Loading and unloading

Remember you are **not** permitted to drive onto your site to unload or load. Equipment trolleys may be used to move equipment to and from the car park. Return all trolleys to the trolley store to allow their use by other groups.



Building access

If you have booked a building, you will need the keys to access it. Call the duty manager on **01372 842 880** if reception is closed.

Departure Process



Step 1 : Clean

Hired buildings must be returned clean and tidy, following the instructions and checklists provided.

Camping areas should be clear of all litter, food waste, altar fires and unburned firewood.

In the event of facilities being left unclean, cleaning fees will be charged at £25 per hour per group. All damages are charged at the cost of repair or replacement.



Step 2 : Check the toilets and washrooms

Do a sweep for lost property and litter. Vandalism to our facilities, such as having a wet toilet paper fight, has become very common – even from young age scouting groups. Please do be vigilant and assist us by clearing up such deliberate mess. The cleaning of toilet facilities should be arranged with the groups you are sharing with, please take it in turns to keep them clean.

In the event of facilities being left unclean, cleaning fees will be charged at £25 per group. All damages are charged at the cost of repair or replacement.



Step 2: Know your camping numbers

So that we may invoice you correctly, total up the number of adults camping, young people camping and day visitors, please inform reception before you leave.



Step 3 : Check-out

Standard check-out time is **5pm or earlier**.

You must check-out with us on departure. Reception is often staffed 9am to 5pm. Call **01372 842 880** to speak to the duty manager if reception is closed.



Step 4 : Invoiced after departure

You will be invoiced at each stage or change of your booking; we appreciate prompt payment you will be sent a final invoice at the end of your booking to be paid within 14 days.

Toilets and Showers



Toilets

Our main toilet block on the cub field is open throughout the year, this has central heating for when colder, please do not adjust any of the radiators. The toilet block on the ridge is also open throughout the year and only has heating set it to protect the plumbing from frost. Do not adjust any of the settings.

Other than those inside hired buildings, our toilet facilities are accessible by all visitors.

Toilet Cubicles

	Boys	Girls	Adult	Accessible
Main Toilet Block	4	3	5	4
Ridge Toilet Block	2	4	-	-



Showers

We have nine showers across our main toilet block. Our showers can see significant demand during hot and busy weekends.

Shower cubicles

	Boys	Girls	Adult
Main Toilet Block	2	2	5



Adults and Young Persons

Adults may not use the young persons washrooms. Young persons may not enter the adult washrooms unless they are with a parent.



Family Camps / Baby Changing

We currently do not have a baby changing facility.

Dishwashing & Water Disposal



Dishwashing sinks

We do not provide dish washing facilities for campers, there are 2 washing facilities for the users of the bus area.

You may never wash dishes in the washroom basins



Campsite dishwashing

You may wash dishes on your camping pitch – *Please provide your own bowls and tables / washing stands for this.*

All waste water should be poured away carefully in the bushes around the site. Please be mindful that water drains freely.



Washing Up Liquid / Cleaning Products

You must provide your own cleaning products, buildings and toilets contain mops, brooms and dustpans

Waste Disposal



Rubbish

Our large blue Dumpy Bins located in the car park should be used for all your catering recycling and waste.



Flatten packaging

Please flatten all packaging and boxes, otherwise our bins can become 'full' at peak times, and this is invariably because the lower half is cardboard boxes that haven't collapsed, the alternative is to burn this waste.



Take your damaged equipment home

Our mixed recycling bins cannot be used for damaged equipment. Once an item such as a tent, chair or sleeping bag has reached the end of its life – please take it home to dispose of. If disposed of in our bins, a surcharge will be applied.

**Heavy waste**

Please be aware of the total amount of waste you are creating as we are charged by the kilo.

**Chemical toilets**

We have no disposal point for chemical toilets. Waste from chemical toilets cannot be disposed of at Polyapes Scout Campsite.

**Gas Cylinders**

Gas cylinders, empty or otherwise, cannot be disposed of at Polyapes Scout Campsite. Please take them home.

Open Fires



Open fires and barbeques

Unless affected by a drought ban, managed open fires are allowed across the site. You may use our altar fires, bring your own or use one of our designated locations for ground fires. DO NOT create your own fire pit.



Ground fires / Campfire circles

Our main campfire circle is not bookable, please work with other groups on site to share the resource. Sing, share stories and enjoy everyone's company respectfully.



Altar fires

1. Collect from, and **return** to the yard behind reception, speak to a duty warden before collecting.
2. Use our stands and do not lay altar fires on the ground.
3. These are not bookable, so please share them considerately with other groups.



Wood pile / Wood sources

1. Our woodpile stock varies in the season.
2. You can collect wood across the site from any ground source.
3. You may not cut down any tree / branches.
4. You may wish to bring your own sources of wood if our wood pile is low.
5. Dried softwood, ideal for fire lighting and teaching knife and axe skills, is often available to purchase from our site shop.



Ash disposal

Unburned wood should be returned to the woodpile.

Ashes should be doused with water and disposed of in the area a member of the crew will point to you.

Fire Safety

1. Small fires should be at least five meters from tents, buildings, trees, or other flammable materials. Increase this distance for campfires. All fires should be kept off-ground unless at a dedicated campfire scar.
2. Fires should be kept to the minimum size possible. *This improves air quality and preserves the site wood supply.*
3. Fire extinguishers or full water buckets should be kept close at hand.
4. Fires should never be left unattended.
5. Cool ashes should be disposed of in an area that the service crew point out.
6. Follow safe practices when sawing / preparing wood – Only manual tools are permitted on site. No chain saws / reciprocating saws / circular saws.

Safety



Group safety

Your visiting group holds responsibility for the safety of all persons in their group, including during drop-off and collection. Please ensure all adults are familiar with our documentation. You will be acting *In loco parentis* to the young persons in your group.



Accidents, incidents and near miss policies

Please do refer to our procedures or speak to the duty manager regarding any issues.

If you need an emergency vehicle, please inform the duty team so that they can assist with access and controlling the environment in case of an emergency



Safety policy documents and risk assessments

Our Risk Assessments and other safety documentation is available online:

<https://www.polyapes.org.uk/risk-assesments/>

Facilities



Site Shop

Our site shop has no fixed opening times, but can be opened on request. Please speak to one of our team or call **01372 842 880**.

Our shop sells drinks and confectionary as well as a selection of gifts and souvenirs.



Allergen Information

Each group leader must perform their own risk-assessment for those in their care. Polyapes is not a nut-free site.



Equipment Hire

We have a selection of equipment available to hire, including:

- Tables and benches
- Tents
- Projector
- Charcoal BBQ

Those with the appropriate qualifications and permits may hire our Archery/Rifle /Tomahawk/Crossbow Range and associated equipment.



Power Hookups / Generators

We have limited locations for where a power hookup can be arranged. Should you require power for medical devices or similar needs then please do enquire at the time of booking.

Generators may not be used at Polyapes.

Phone battery banks can be charged by the site team during working hours.



Wi-Fi

Wi-Fi access is available to over 18s on request. Please visit reception for login details.

Activities



Preparing the group

1. Get the group ready for the activity 5 to 10 minutes early.
2. Ensure they are dressed for the conditions, with closed toed shoes.



Group leader preparation

1. Read the [activity operating instructions](#) for self-led sessions.
2. Read the [activity risk assessment](#).
3. Collect the self-led equipment and/or keys.
4. Arrive at the activity location 5 to 10 minutes early.



First Aid / In loco parentis

There must be an adult group leader accompanying each group of young person participants to an activity. This adult will be acting [In loco parentis](#) to the young persons in their group and have access to their emergency contact details. Group leaders must have access to a first aid kit.

For instructor led activities, group leaders and other accompanying adults must ensure the young person exhibits good behavior and are following the directions of the activity instructor.

Instructed and Self-led Activities



Instructor led activities

We have a small selection of adventurous activities that are led by our instructors.

Twelve participants is the maximum for a standard session. It is sometimes beneficial to schedule sessions with smaller group sizes, especially if they are working with younger participants or those with additional needs.

















Self-led activities (highlighted in blue)

These are managed and led by the adults in your group. We have a selection of activities that can be used across the site.

Activity Age Suitability

Use this grid as a guide to aid selecting activities for your group.

Most activities can be run for ages six and above – please call us regarding younger ages.

Activity	6yr to 8yr	8yr to 11yr	11yr to 14yr	14yr+
 Air Pistols			★ ★ ★	★ ★ ★
 Air Rifles		★ ★	★ ★ ★	★ ★ ★
 Archery	★ ★	★ ★ ★	★ ★ ★	★ ★ ★
 Climbing	★ ★ ★	★ ★ ★	★ ★ ★	★ ★ ★
 Crossbows		★ ★	★ ★ ★	★ ★ ★
 Tomahawk Throwing		★ ★	★ ★ ★	★ ★ ★
 Radio Control Cars			★ ★ ★	★ ★ ★
 Soft Crossbows	★ ★ ★	★ ★ ★	★ ★ ★	★ ★ ★
 Soft Archery	★ ★ ★	★ ★ ★	★ ★ ★	★ ★ ★
 Slack Lining	★ ★ ★	★ ★ ★	★ ★ ★	★ ★ ★
 Garden Games	★ ★ ★	★ ★ ★	★ ★ ★	★ ★ ★
 Orienteering	★ ★ ★	★ ★ ★	★ ★ ★	★ ★ ★
 Bush Craft	★ ★	★ ★ ★	★ ★ ★	★ ★ ★
 Grass Sledges	★ ★ ★	★ ★ ★	★ ★ ★	★ ★ ★

Local Area



Mapping

Our grid reference is [TQ 13022 59731](#)



What3Words

Our what3words location is [insert.crazy.holds](#)



Supermarkets

There are supermarkets in Leatherhead and Cobham. A Spar is in the village of Stoke d'Abernon and another in Oxshott, Sainsburys local are located within Fetcham and Cobham.

The supermarkets will deliver. Do coordinate deliveries for when you are on site to receive the delivery and make sure the delivery company has all your details incl group (being told we have a delivery for Dave when you have 15 groups on site doesn't help!)



Public Transport

We are serviced by several buses from Weybridge, Cobham, Oxshott, Leatherhead and Kingston. There is a train station in Cobham and Stoke d'Abernon



GP & Hospital Accident and Emergency

Oxshott Medical Practice, Holtwood Rd, Oxshott, Leatherhead KT22 0QJ, 01372844000

Epsom Hospital (Dorking Rd, Epsom KT18 7EG) is the closest A&E department. (7.5 Miles)

Our address is Polyapes Scout Campsite, Blundel Lane, Stoke D'Abernon, Cobham KT11 2SL

Frequently Asked Questions

Dogs: Can we bring a well-behaved dog?	Yes, dogs are permitted on site at Polyapes if agreed with the warden ahead of booking. Please ensure parents do not bring their dog with them when dropping off / collecting.
Bedding: Do you supply it	No, our buildings do not come with bedding, however we have sources to supply if needed
Campervans: Can we sleep in them?	Yes, but not on your camping pitch – only in the car parks.
Drones: Can we fly?	Sorry, it is not permitted to fly drones at Polyapes.
Birthday Parties / Private Bookings: Do you offer?	Yes we offer private bookings and parties, however we do not Run or manage the party.
Shelter Building: Are there materials?	Building natural shelters is difficult due to the lack of resources. We recommend you build tarp shelters.
Tree Climbing / Rope Swings: Is this allowed?	No, please do not build rope swings or allow climbing of our trees
Own Instructor: Can we use our own activity instructors?	Yes, if arranged in advance, we allow range only and range with equipment bookings, RC cars is ONLY run by Polyapes and we do not accept other instructors for this.
Site Staff: Where are they?	If the office is locked and you can't find us, call 01372 842 880 or ring the reception doorbell.
Hiking Gates: Will they be open?	The hikers entrance from the public footpath is always locked and can be unlocked by calling 01372 842 880.
Shop: When does it open?	Contact us to book a time for a shop visit, its often open throughout the day 9am-5pm and some evenings
Music: Can we play?	Yes, but be very considerate to other groups.
Woodpile: Is it well stocked?	Usually yes. You may burn windfall you find on the ground.
Site Service Work: Do you offer.	Yes, we can accommodate your group for site service volunteering, contact us to make arrangements.

Site Map

